

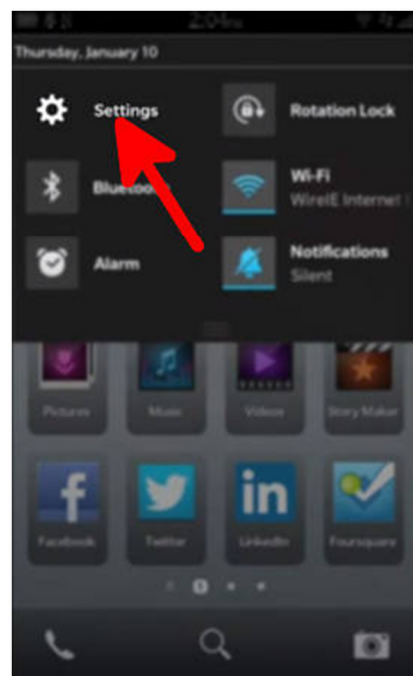
## Configure a Password for Blackberry 10 Devices

**IMPORTANT:** In order to sync your Blackberry 10 mobile device with Penn State Hershey Exchange email, the device must adhere to our mobile security policy. This policy requires either a PIN or password to be configured in order to prevent unauthorized access. By configuring your personal device to sync with Exchange, *you* are accepting that if there are 10 sequential failed sign-in attempts on your device, the mobile device will automatically and immediately be reset to a factory default configuration.

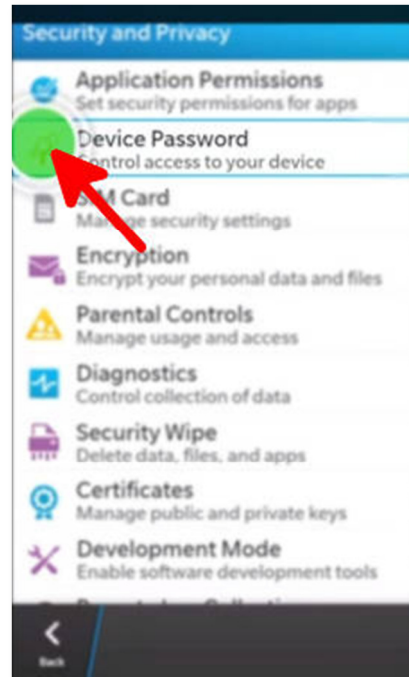
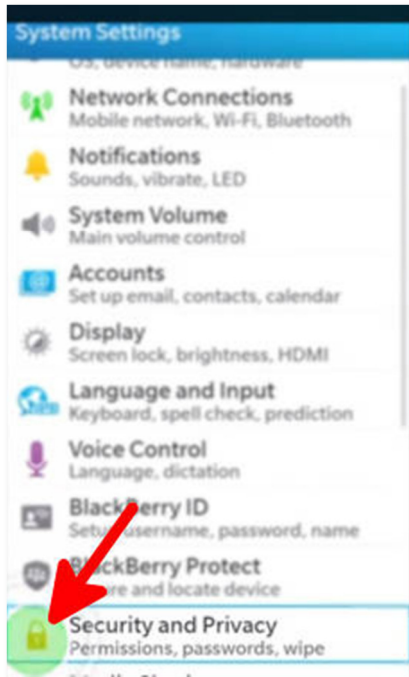
**NOTE:** Due to the variations between Blackberry devices, these instructions may differ slightly per device, but the basic concept is illustrated here. See <http://helpblog.blackberry.com/2013/01/blackberry-10-password-protection/> for additional support.

### Configuring a password to prevent unauthorized access to your device

1. While viewing the Home screen, swipe down from the top bezel and press *Settings*.



2. Press *Security and Privacy* and then press *Device Password*.



3. Set *Device Password* to *On* and enter your desired password and re-enter your password below to confirm it and press *OK*.

